



**TEACHING LANGUAGES TO THE
iGENERATION?**



Image Courtesy of: Google images

2008 LILT-NYSAFLT REGIONAL CONFERENCE

Saturday, November 15, 2008

8:00 AM-1:30 PM

Division Avenue High School, 120 Division Avenue, Levittown, New York 11756

On-Site Chairperson: Michele Ortiz, Division Avenue High School

Off-Site Co-Chairperson: Linda Scalice, Bay Shore Public Schools

Conference Fee includes: Workshops, Exhibits and Food

	"Early Bird" Postmarked on or before October 10, 2008	Pre-Registration Postmarked by October 28, 2008	After October 28th and **On Site Registration
LILT or NYSAFLT Member*	\$35	\$55	\$100
Non – Member	\$55	\$75	\$100
Student Member*	\$10	\$20	\$100
Student Non-Member	\$20	\$30	\$100
Member Emeritus*	\$20	\$30	\$100

N.B.: Non-Members: The above fee DOES NOT INCLUDE LILT MEMBERSHIP. If you would like to renew membership or become a member, please fill out the application form in this booklet and send it with a separate check. If you join, you will then be eligible to pay the Member registration fees above.

8:00 - 8:30 Registration, Coffee, Tea and Danish

8:45 - 1:30 Workshop Sessions, Exhibits*** and Continuous Brunch

****Proof of LILT or NYSAFLT membership is required for all registrations.***

Please mail a photocopy of LILT or NYSAFLT membership when registering.

**** On-Site Registrants will receive a schedule based on workshop availability.**

***** Some vendors accept cash or check only.**

2008 LILT-NYSAFLT Regional Conference

Workshops & Presenters

Workshops are applicable to all audiences, languages and levels unless otherwise noted. Please **select 4 workshops** and indicate the order of your preferences (1, 2, 3, and 4 on your registration form). You will be scheduled for 3 workshops.

Please seek prior approval from your district for in-service credit. For workshop attendance verification, presenters will sign your Personal Schedule Sheet only at the end of each workshop session.

#1. *Passport to Learning*

Presenter: Caroline Avari

Struggling to have your students stay organized and interested? Discover how to keep materials fresh and fun and build the confidence level of your students. Participants will learn to create a *Learning Folder* to increase student achievement.

#2. *Interdisciplinary Projects for All Types of Learners*

Presenter: Julie Fitzgerald

Learn how to create a project that provides authentic learning in **all** the disciplines, address **all** state and national standards, and focus on student creativity. Incorporate technology, differentiated learning and include a service-learning project as well! Samples for an interdisciplinary project designed for middle school students of French and Spanish will be presented. This project can be adapted to other languages and levels as well.

#3. *Learning Patterns in the LOTE Classroom*

Presenter: Stacey Humphreys

We have them all—“*the know- it-all student*”, “*the student who drives you crazy*”, “*the student you can’t seem to reach*”, “*the ideal student*”—what do we do? This workshop will introduce you to the initial process of *intentional teaching* in the language classroom through the use of learning patterns. Through the discovery of these learning patterns, teachers and students can develop a conscious understanding of their own learning behavior.

#4. *Mastery without Madness*

Presenter: Dorothy Kleinman

Do you or your students feel anxious about the Proficiency and Regents exams? Find out how to create a positive mindset in the classroom that puts students in charge of the four skills. Increase student confidence. Raise grades to the mastery level (85%).

#5. *Foreign Language Celebrations: You Can Do It!*

Presenter: Steven Sonkin

This workshop is designed to give secondary level teachers and administrators ideas and organizational strategies for successfully developing school events, the process for such events and activities related to celebrating foreign languages and diverse cultures. (Target Audience: any area of foreign language study and ESL)

#6. *Cooperative Learning—It’s Not Just Group Work!*

Presenter: Yoshana Silver

Understand Kagan’s theories of cooperative learning structures. Learn how to apply these structures to the LOTE classroom. This workshop will also include hands-on activities, application and a discussion of trouble-shooting obstacles of the different cooperative learning structures.

#7. Advanced Italian...Sign Me Up!

Presenter: Nick Maurantonio

Participants will be exposed to a variety of materials (textbooks, workbooks, mini-novels, CDs, DVDs, and Internet resources) which make advanced Italian courses fun.

#8. AP Spanish—The “SMART” Approach

Presenter: Marie Nuzzi

This workshop will provide participants with a variety of Strategies, Materials, Activities, Resources, and Tools to help them feel more confident in meeting the rigors of this challenging course. There will also be an opportunity to share ideas and best practices to help students meet with success in the course as well as the exam. In addition, an innovative alternative to traditional testing will be presented.


#9. Self-Discovery through Film in French

Presenter: Michel Pasquier

Of all the art forms, film offers the richest expression of a particular culture's identity: its beliefs, values, dreams, memory. Using film as texts, this workshop examines the representation of childhood and adolescence, and their relationship to family, society, and history. Films accompanied by literary excerpts, audio-documents and exercises are organized by thematic units. Teaching tools, along with samples of student work will be given. Workshop will be conducted in French.


#10. Enhancing Presentations in the LOTE Classroom

Presenter: Linda Dolecek

Motivate your students with *Photo Story* and *Teacher Tube*. *Photo Story* will guide students with *Storyline Software* as they create presentations about culture, history, cuisine and famous individuals. *Teacher Tube* enables students to post videos (as on *You Tube*) based on topics studied in class. Student samples and lesson plans will be shared. 

#11. To PowerPoint and Beyond!

Presenter: Rebecca Gutiérrez

Take your PowerPoint skills to the next level. Learn how to import music, set backgrounds, add narration and much more. Bring a CD of your favorite music and a jump drive to save your work. 


#12. Cultural Connections: E-pals & Penpals

Presenter: Tammy Green

Do you want to improve students' written communication and cultural knowledge in the target language? This hands-on workshop will introduce participants to Internet pen pals as well as old-fashioned postal pen pal sources. Participants will work online to experience authentic cultural resources. Examples in French, German and Spanish. (Target Audience: teachers of grades 6-8 but applicable to all levels.)

#13. Digital Storytelling

Presenter: Jessica Liff

Learn to use the Microsoft MovieMaker Program to create a digital story. Students can create their own movies or record themselves telling a story using their own or borrowed photos. Participants will leave this workshop being able to import photos, video clips and add both music and narration. 

#14. The Key to Quia!

Presenter: Tim McCarthy

Learn about the *Quia* website and see what it can do for you and your students. During this session, you will be able to create your own website and experience the different ways in which this technology can be applied in the classroom. In addition you will be able to adapt existing *Quia* activities and quizzes for your classes.

#15. SMART Board in the LOTE Classroom

Presenter: Dan Saitta

The interactive presentational possibilities for the SMART Board in the LOTE classroom are endless. Specific examples of how to integrate the SMART Board into the LOTE classroom will be demonstrated using graphics, templates, audio, video, interactive multimedia and internet links. Lesson ideas will be provided.

#16. Being SMART in the FLES Classroom **Presenters: Jennifer Brotman & Christina Sciglibaglio**

Visit a SLES (*Spanish Language in the Elementary School*) program where the use of a SMART Board is more typical than not. Explore the possibilities to further enhance your lessons through technology and gain a more captive audience: your students!

#17. Initiating a Communicative FLES Program **Presenter: Michelle DeMauro-Scharff**

Are you interested in beginning a FLES program? Do you have a program in place and need tips for curriculum writing? Are you looking to create communicative connections between your FLES program and secondary study? If you answered "YES" to any of these questions, then this is the workshop for you!

#18. FLES is Fun for Everyone

Presenter: William Kupferman

Participants will come away with several practical ideas that can be used as part of lessons with almost any topic. Come see how activities (mainly games) can be differentiated to include and challenge students at all elementary school levels.

#19. Dealing Effectively with School Community, Colleagues, Administrators and Parents

Presenter: Adrienne Greenbaum

Come learn about techniques that will help you cement good professional relationships with colleagues, guidance counselors, administrators, and parents. Learn how each of these groups can be an asset to a successful teaching career. (Target Audience: methods students, student teachers, and teachers with 1-3 years of experience—however, all teachers are welcome!)

#20. First Year Survival Kit

Presenter: Jacqueline Farinon

Learn practical and effective ways to make your first year in the LOTE classroom less stressful. Topics will include: instructional techniques, lesson planning strategies, pedagogical strategies for special education, classroom management and organizational tips. (Target Audience: methods students, student teachers, and first-year teachers.)

#21. Communication in the LOTE Classroom

Presenter: Alesia Holewinski

Optimize student participation. Discover engaging activities that take the attention away from the teacher and focus on student application of skills. Teachers will leave the session with multiple activities that enhance student communication. Examples in English and ASL.

#22. Special Needs Students in the ASL Classroom

Presenter: Ann Marie Lynch

What have you done to accommodate the various learning styles of your students? How do you work with the range of abilities and behaviors of students enrolled in ASL classes? Ideas and strategies will be shared in this crash-course designed to keep you in charge of those special, runaway classes.

#23. Teaching and Learning in Groups

Presenter: Tricia McCarthy

Learn how to partner and group students effectively and efficiently in a variety of ways that encourage interaction in any target language. Attendees will learn some techniques via participation and have others demonstrated. Examples in ASL.

: **This workshop is Student Language Competition friendly!**



**For Regional Conference Registration Only
Not for Membership**

2008 LILT-NYSAFLT REGIONAL CONFERENCE

Registration Form

**PLEASE PRINT CLEARLY AND CHECK BOX IF ANY
INFORMATION HAS CHANGED.**

ONLY USE BLUE OR BLACK BALLPOINT PEN. NO MARKERS.

For Office Use Only	
R_____	T_____
D _____	
S _____	
E _____	
NM _____	
NYSAFLT _____	

Last Name _____ **NEW** First Name _____

Former Last Name _____

Student Teacher Methods Student Teacher Chairperson Retiree Other _____

Home Address _____ **NEW**

City _____ State _____ Zip Code _____

Phones: Home () _____ **NEW** School () _____ **NEW**

Home E-Mail _____ **NEW** School E-Mail _____ **NEW**

School Name _____ **NEW** School District _____ **NEW**

- I am a member of (circle): LILT NYSAFLT Both (enclose a photocopy of ONE, please)
- Areas/Language(s) taught: ASL French German Italian Spanish AP classes Other _____
- Levels you teach: Middle School High School College FLES FLEX
- Number of years I have been teaching: ___0-5 yrs. ___6-10 yrs. ___11-15 yrs. ___15+ yrs.
- Did you attend the 2007 LILT-NYSAFLT Regional Conference? ___yes ___no
- ___ I **will** be staying for brunch (please check).

In the space provided below, please advise LILT of any special needs you may have. (i.e. wheelchair accessibility, interpreter) _____

PLEASE REGISTER EARLY! LILT reserves the right to cancel any workshop due to low enrollment. Those registered for any such workshop will be re-scheduled based on their Conference Registration Form information or, if necessary, contacted in regard to a refund. FEES ARE OTHERWISE NON-REFUNDABLE.

**WEBSITE: www.liltfl.org
REGISTRATION FORM IS CONTINUED ON THE REVERSE**

2008 LILT-Regional Conference Registration Form continued:

Name: _____

7. During the conference you will have the opportunity to attend THREE workshops. From the list below, please select **FOUR** workshops and **number them in the order of your preference: 1, 2, 3, and 4.** Every effort will be made to accommodate your selections. If workshops are not pre-selected, they will be assigned randomly, as space permits. Your personal workshop schedule will be found inside your registration materials folder on the day of the conference.

- | | |
|---|---|
| <p>____ 1. Passport to Learning</p> <p>____ 2. Interdisciplinary Projects for All Types of Learners</p> <p>____ 3. Learning Patterns in the LOTE Classroom</p> <p>____ 4. Mastery without Madness</p> <p>____ 5. Foreign Language Celebrations: You <i>Can</i> Do It!</p> <p>____ 6. Cooperative Learning—It’s Not Just Group Work!</p> <p>____ 7. Advanced Italian...Sign Me Up!</p> <p>____ 8. AP Spanish—The “SMART” Approach</p> <p>____ 9. Self Discovery through Film in French</p> <p>____ 10. Enhancing Presentations in the LOTE Classroom</p> <p>____ 11. To PowerPoint and Beyond!</p> | <p>____ 12. Cultural Connections: E-pals & Penpals</p> <p>____ 13. Digital Storytelling</p> <p>____ 14. The Key to Quia!</p> <p>____ 15. SMART Board in the LOTE Classroom</p> <p>____ 16. Being SMART in the FLES Classroom</p> <p>____ 17. Initiating a Communicative FLES Program</p> <p>____ 18. FLES is Fun for Everyone</p> <p>____ 19. Dealing Effectively With School Community, Colleagues, Administrators and Parents</p> <p>____ 20. First Year Survival Kit</p> <p>____ 21. Communication in the LOTE Classroom</p> <p>____ 22. Special Needs Students in the ASL Classroom</p> <p>____ 23. Teaching and Learning in Groups</p> |
|---|---|

WE REGRET WE DO NOT ACCEPT PURCHASE ORDERS

Please adhere to the “early bird” registration and/or pre-registration deadlines.

	“Early Bird” Postmarked on or before October 10, 2008	Pre-Registration Postmarked by October 28, 2008	After October 28 th and **On Site Registration
LILT or NYSAFLT Member*	\$35	\$55	\$100
Non – Member	\$55	\$75	\$100
Student Member*	\$10	\$20	\$100
Student Non-Member	\$20	\$30	\$100
Member Emeritus*	\$20	\$30	\$100

***Proof of LILT or NYSAFLT membership is required for registration.**

**** On-Site registrants will receive a schedule based on workshop availability.**

Mail Registration form and check, payable to LILT, with a copy of proof of membership to:

Ron Taub, Treasurer, 16 Radford Road, Lake Grove, New York 11755

To check your membership status, if necessary: E-mail: rontaub@liltfl.org or call (631) 585-0192



MEMBERSHIP APPLICATION

PLEASE PRINT VERY CAREFULLY TODAY'S DATE _____

Last Name _____ **New** First Name _____

Former Last Name _____

Home Address _____ **New**

City _____ State _____ Zip _____

Home Phone () _____ **New**, Home Fax () _____ **New**

Home E-Mail _____ **New**, Work E-Mail _____ **New**

School Name/District _____ **New**

School Address _____ **New**, State _____ Zip _____

School Phone () _____ **New**, School Fax () _____ **New**

Subjects and levels you teach or may teach _____

Dues (check one): \$20 Individual \$25 Joint (Husband & Wife) \$10 Full Time Student \$10 Emeritus

I am a **NEW** LILT member.

I am **RENEWING** my LILT membership.

I am interested in being a **JUDGE** for the LILT Student Foreign Language Day Competition.

I WOULD ALSO LIKE TO BE NOTIFIED OF LILT ACTIVITIES BY E-MAIL AT ___HOME, ___SCHOOL.

Mail this form and check, payable to LILT, to:

Ron Taub, Treasurer, 16 Radford Road, Lake Grove, New York 11755

MEMBERSHIP IS FOR THE CALENDAR YEAR

New or lapsed members, join now and begin your membership which will continue through next year.

DIRECTIONS TO DIVISION AVENUE HIGH SCHOOL, 120 DIVISION AVENUE, LEVITTOWN, NY 11756 516-520-8350

From Eastern Long Island:

Take **I-495 West** to **exit 44** to merge onto **RT-135 S/Seaford-Oyster Bay Expy** toward Seaford. Take **exit 7W** to merge onto **Hempstead Turnpike/RT-24 W** toward Hempstead. Follow Hempstead Tpk. for approximately 2.9 miles. Make a **Right onto Division Avenue**. (1st right after Tri-County Flea Market). Turn right into first parking lot. There is additional parking behind the building or go past the school and make a right onto Buttercup and another right into the back parking lot. **All participants must enter through the front doors on Division Ave.**

From the West:

Take the **I-495 East** to **exit 38** to merge onto **Northern Pkwy East** toward Hauppauge. Go to **exit 33** to merge onto **Wantagh Pkwy South** toward Jones Beach. Follow to **exit W3 East** toward Farmingdale/RT-24 East. Keep **right at the fork**, follow signs for **Bellmore Rd**. Turn right at Bellmore Rd. Turn **right at Hempstead Tpk/RT 24 East**. Follow for ½ mile and make a **right onto Division Ave**. (Gas station and Bally's on corner) Make a right into the first parking lot or go past the school and make a right onto Buttercup and another right into the back parking lot. **All participants are to enter through the front doors on Division Ave.**



Nancy Russo-Rumore
LILT President
3 Birchwood Park Drive
Syosset, New York 11791

LILT-NYSAFLT REGIONAL CONFERENCE

NOVEMBER 15, 2008

***DIVISION AVENUE HIGH SCHOOL,
120 DIVISION AVENUE, LEVITTOWN, NEW YORK 11756***

REGISTRATION MATERIALS ENCLOSED